

# GLAM 407

Prodotto interamente sfoderabile. Disponibile solo in tessuto. Meccanismo seduta manuale, a slitta.

Entirely removable cover. Available only in fabric. Manual, slide seat mechanism.

**STRUTTURA:** legno e multistrato, molleggio sedute con cinghie elastiche.

**STRUCTURE:** wood and plywood, seat suspension with elastic straps.

**CUSCINI DI SEDUTA:** poliuretano 30Kg/m<sup>3</sup> rivestito in falda.

**SEAT CUSHIONS:** 30Kg/m<sup>3</sup> polyurethane covered with wadding.

**CUSCINI SCHIENALE:** misto piuma.

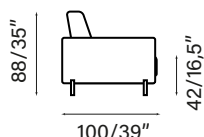
**BACKREST CUSHIONS:** mixed feather.

**PIEDI:** piedi in metallo.

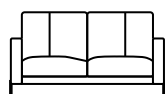
**FEET:** metal feet.



DISEGNI IN SCALA 1:8 - MISURE ESPRESSE IN CM/POLLICI

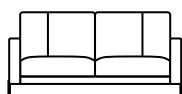


004



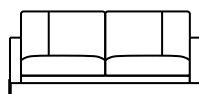
162/63,5"

002



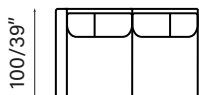
182/71,5"

001



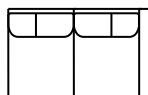
202/79,5"

016



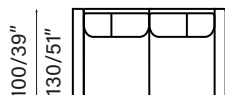
150/59"

015



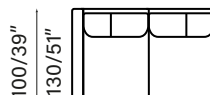
150/59"

551



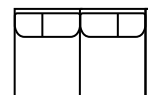
162/63"

554



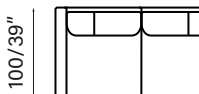
150/59"

553



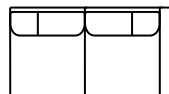
150/59"

014



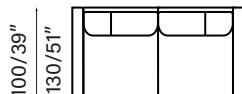
170/67"

013



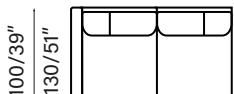
170/67"

504



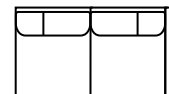
182/71,5"

536



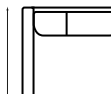
170/67"

535



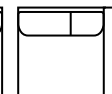
170/67"

079



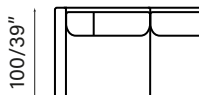
101/39,5"

078



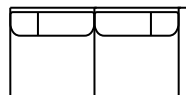
101/39,5"

170



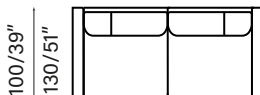
190/75"

169



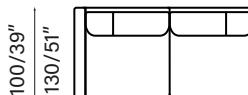
190/75"

564



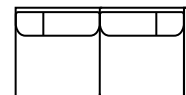
202/79,5"

607



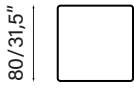
190/75"

606



190/75"

142



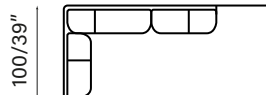
80/31,5"

140



60/23,5"

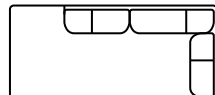
021



100/39"

219/23,5"

022



100/39"

219/23,5"



80/31,5"



80/31,5"