

# BROWNIE 427

Inserimento letto non possibile.  
 Prodotto interamente sfoderabile. Disponibile solo in tessuto. Meccanismo schienale manuale.  
**OPZIONALE:** meccanismo pедiera elettrica.  
**TOP:** pannello in melamminico.

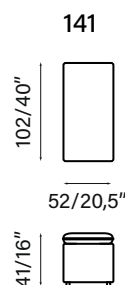
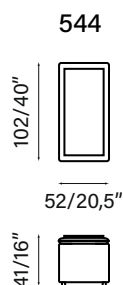
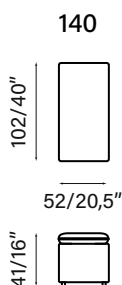
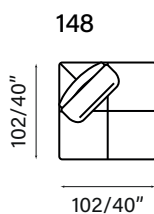
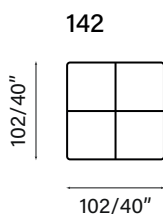
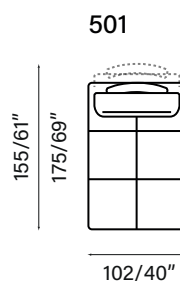
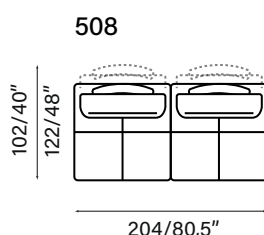
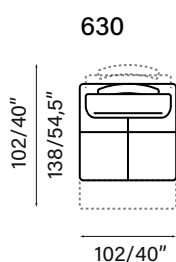
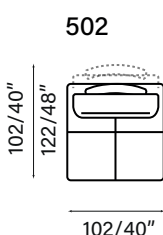
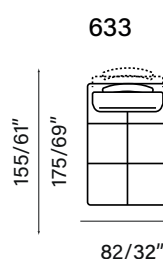
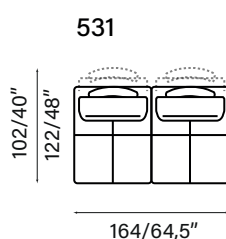
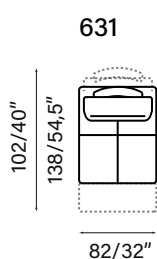
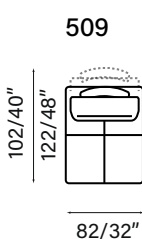
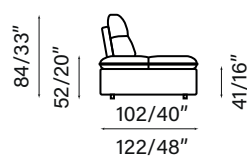
**STRUTTURA:** legno e multistrato, molleggio sedute con cinghie elastiche.  
**CUSCINI DI SEDUTA:** poliuretano 30kg/m<sup>3</sup> + fiocco.  
**CUSCINI SCHIENALE:** fiocco.  
**BRACCIOLLO:** poliuretano 30kg/m<sup>3</sup> + fiocco, reversibile e autonomo.  
**PIEDI:** piedi perimetrali in legno.

Folding bed not available.  
 Entirely removable cover. Available only in fabric.  
 Manual backrest mechanism.  
**OPTION:** electric footrest mechanism.  
**TOP:** melamine panel.

**STRUCTURE:** wood and plywood, seat springing with elastic straps.  
**SEAT CUSHIONS:** 30kg/m<sup>3</sup> polyurethane + staple.  
**BACK CUSHIONS:** staple.  
**ARMREST:** 30kg/m<sup>3</sup> polyurethane + staple, reversible and autonomous armrest.  
**FEET:** wooden perimeter feet.



DISEGNI IN SCALA 1:8 - MISURE ESPRESSE IN CM/POLLICI



**NOTE - ATTENZIONE:** l'utilizzo di elementi di gruppi diversi determina una larghezza di disegno e seduta differente.  
**NOTES - WARNING:** mixture of elements belonging to different groups will cause different pattern and seat widths.